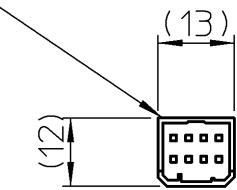


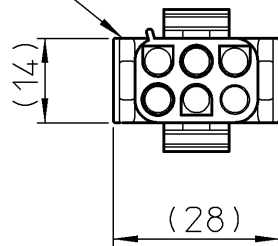
ENCODER CONNECTOR

HOUSING :1-1903130-4
 TAB CONTACT :1903111-2
 ITE Connectivity (AMP) I



MOTOR CONNECTOR

HOUSING :350715-1
 PIN CONTACT (U·V·W) :350690-1
 PIN CONTACT (PE) :350669-1
 ITE Connectivity (AMP) I

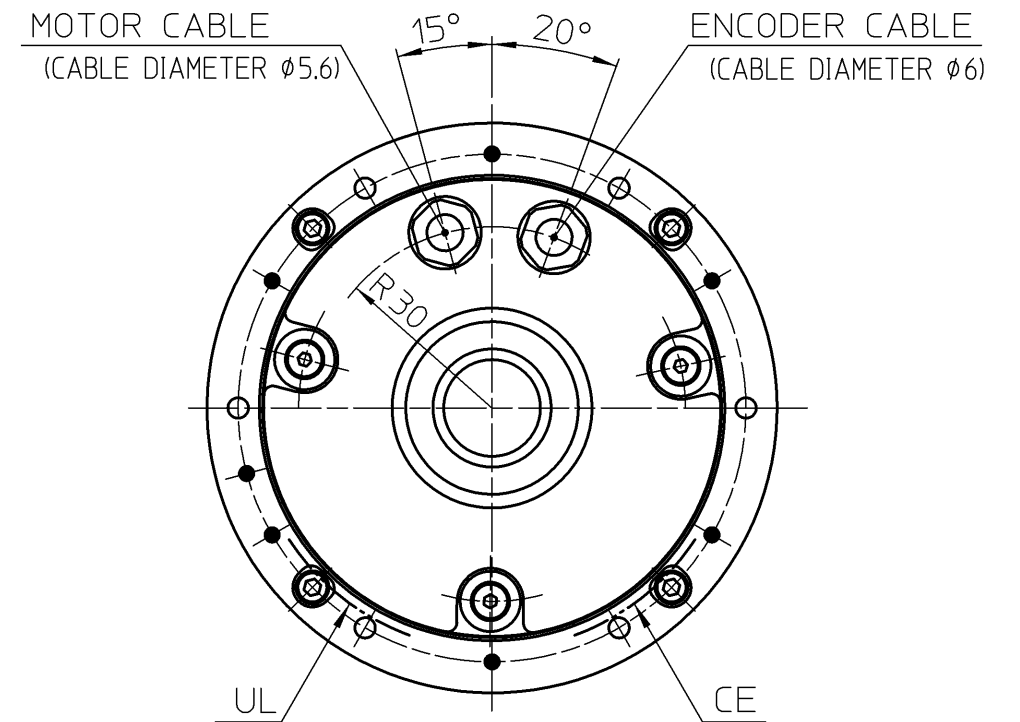
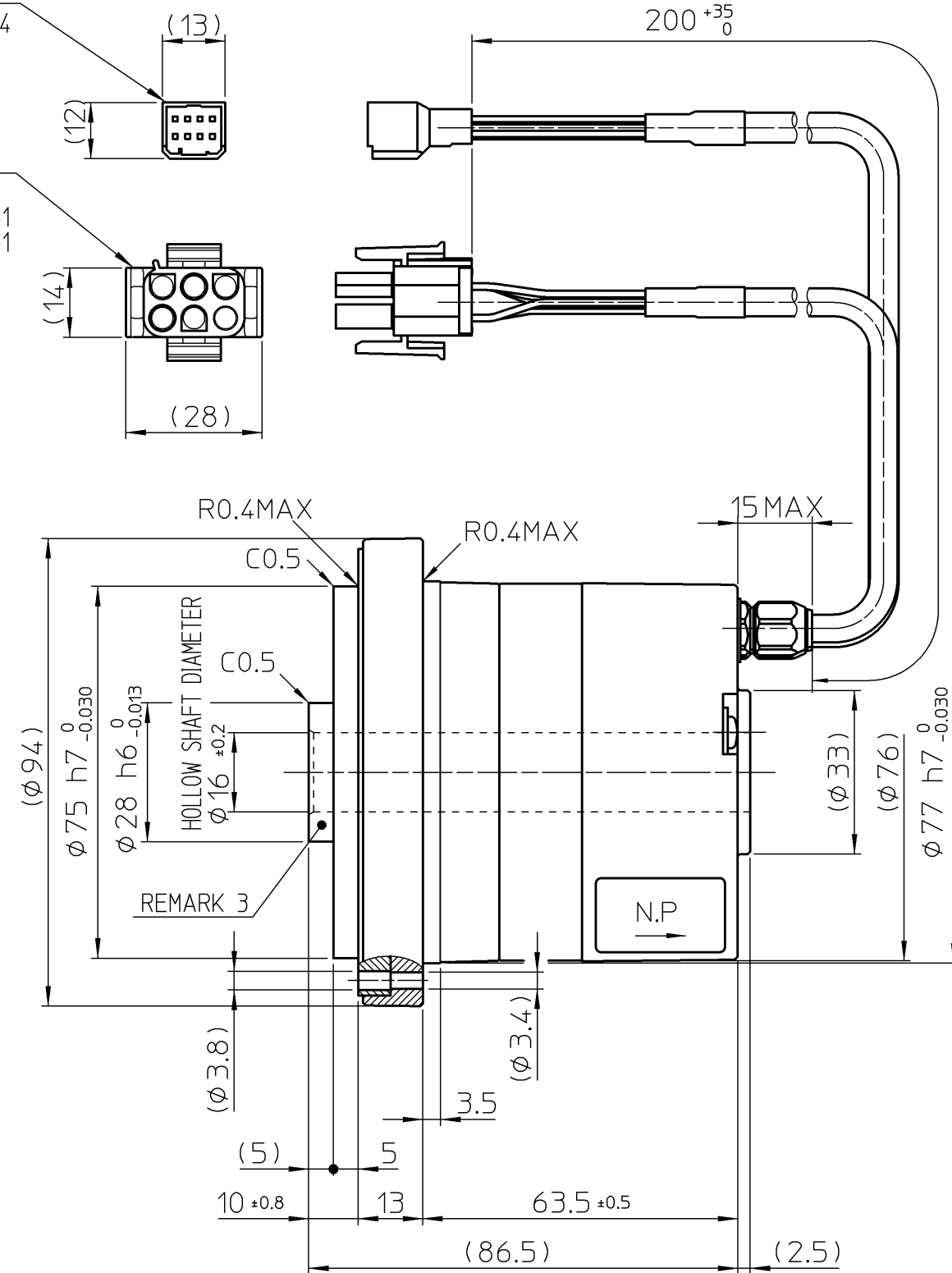
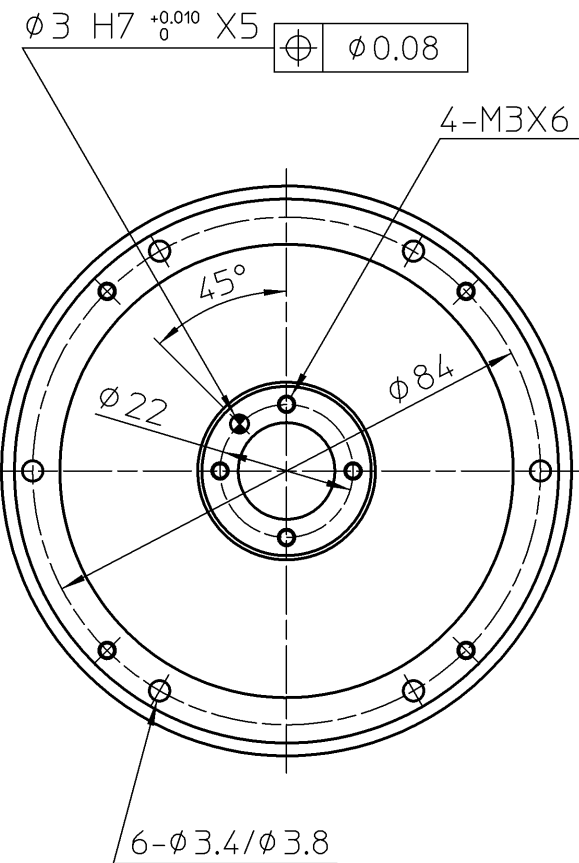


MOTOR CONNECTOR

PIN No.	SIGNAL
1	U
2	V
3	W
4	PE
5	—
6	—

ENCODER CONNECTOR

Pin No.	SIGNAL
1A	Vcc
2A	SD+
3A	—
4A	Vbat
1B	GND (Vcc)
2B	SD-
3B	FG
4B	GND (bat)



PROPRIETORSHIP
 This drawing (document) is the **PROPERTY** of Harmonic Drive Systems, Inc. and shall not be traced, otherwise copied or used for purposes other than agreed upon, nor communicated to any third party without written permission of Harmonic Drive Systems, Inc.

- REMARKS
- DESIGNING AND/OR HANDLING OF MOTORS HAS TO COMPLY WITH TECHNICAL INFORMATION SHOWN IN HMA SERIES MANUAL.
 - EXTENSION CABLES : I EWD-MB SERIES I I EWD-S SERIES I
 - MOTOR-SHAFT MATERIAL : SUS420J2
 THE MOTOR-SHAFT DOES NOT BE RUST PREVENTION.
 - REGISTERED TRADEMARK IN JAPAN.

訂正 REV	来歴 DESCRIPTION	設計 DESIGN	T. ICHIKAWA	Mar-29-18	タイトル TITLE	CONFIRMATION DRAWING
仕様 SPEC		検図 VRFD	K. FURUTA	Mar-30-18	製品名 ARTICLE	HMAC08A200-10S17bA-C
機械加工 公差	0 0.5 6 30 120 315 1000	承認 APPD	T. Hirabayashi	Apr-02-18		
GENERAL TOLERANCE	±0.05 ±0.1 ±0.2 ±0.3 ±0.5 ±0.8 ±1.2	備考 REMARKS	特記無き角はC0.2以下、すみの丸みはR0.4以下			
		無記号表面アラス	50S	25S	6.3S	
		SURFACES MARKED EXCEPT AS NOTED	▽ → ▽	▽ → ▽	▽ → ▽	
		DWG SIZE	A3	UNIT	mm	THIRD ANG
		尺度 SCALE	1:1.25			
				図番 DWG No	BOC0448 -	
本図は (株) ハーモニック・ドライブ・システムズの所有に係わるものです。許可なく第三者に見せたり、トレースその他の複写及び指定された用途以外には使用しないで下さい。						