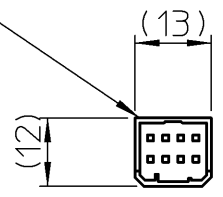


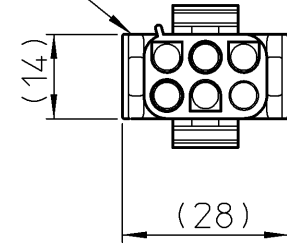
ENCODER CONNECTOR

HOUSING :1-1903130-4
 TAB CONTACT :1903111-2
 ITE Connectivity (AMP)



MOTOR/BRAKE CONNECTOR

HOUSING :350715-1
 PIN CONTACT (U·V·W) :350690-1
 PIN CONTACT (PE) :350669-1
 PIN CONTACT (BRAKE) :350690-1
 ITE Connectivity (AMP)

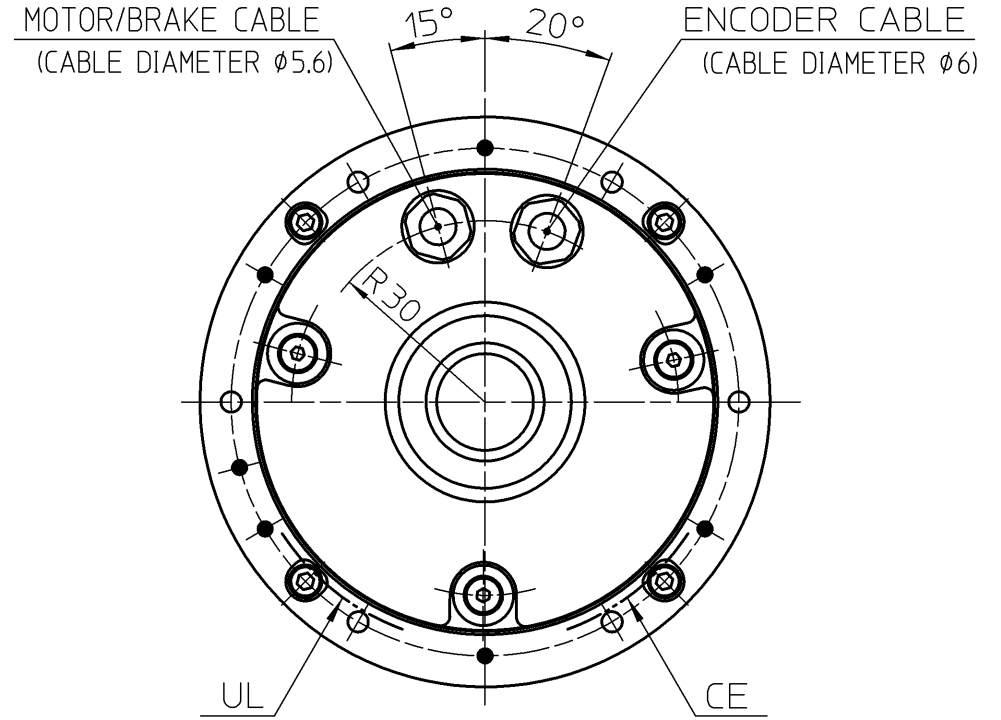
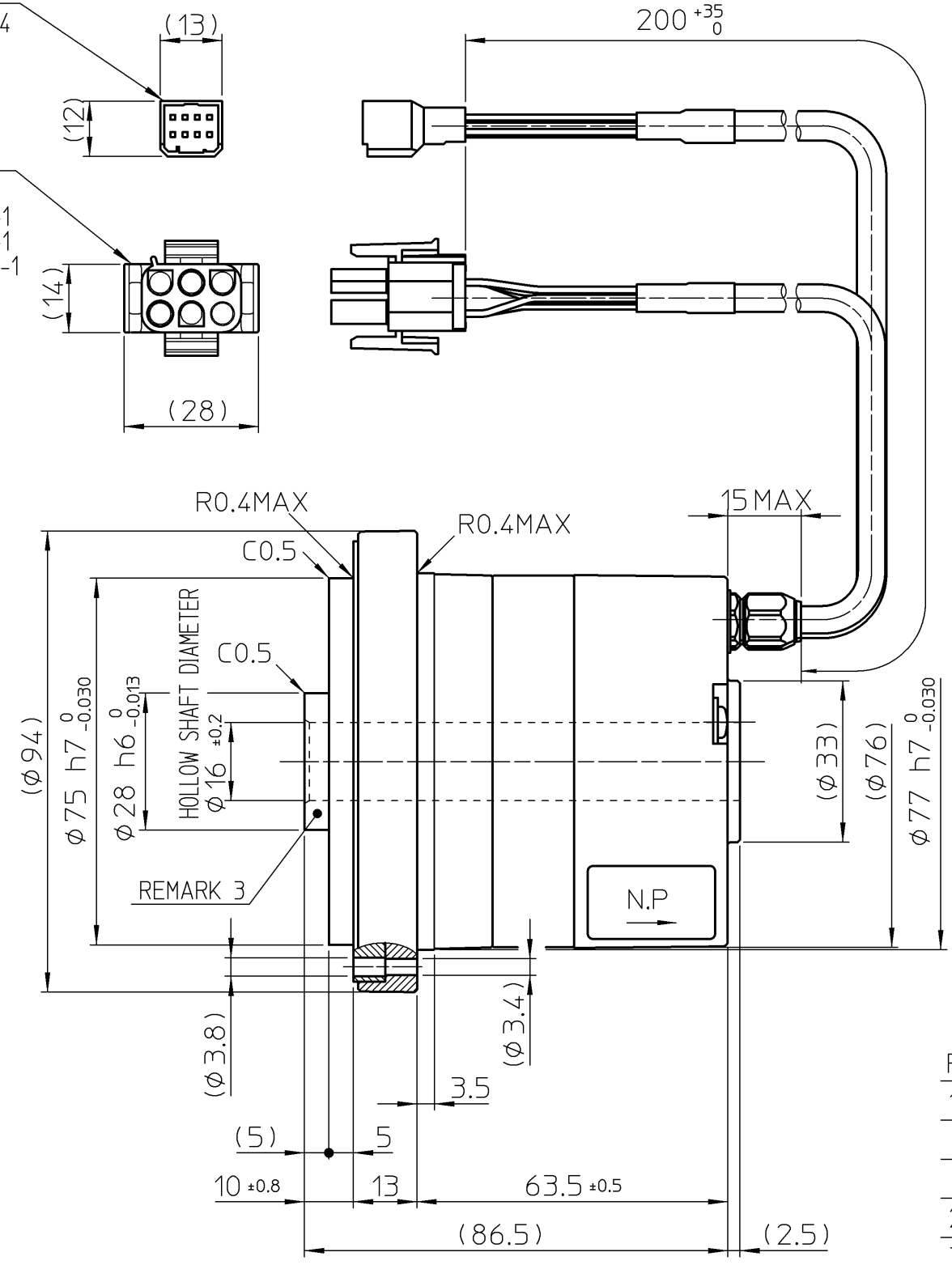
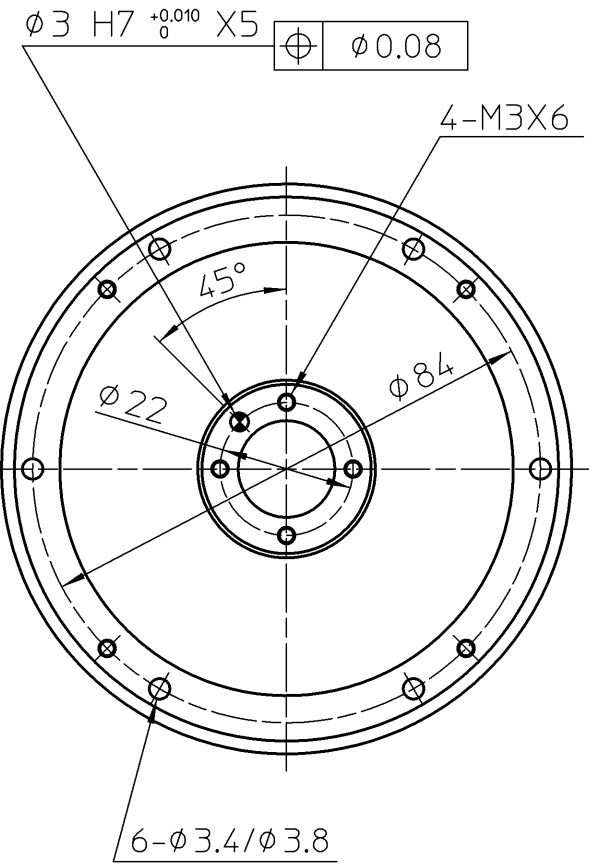


MOTOR/BRAKE CONNECTOR

PIN No.	SIGNAL
1	U
2	V
3	W
4	PE
5	BRAKE
6	BRAKE

ENCODER CONNECTOR

Pin No.	SIGNAL
1A	Vcc
2A	SD+
3A	—
4A	Vbat
1B	GND (Vcc)
2B	SD-
3B	FG
4B	GND (bat)



PROPRIETORSHIP
 This drawing (document) is the **PROPERTY** of Harmonic Drive Systems, Inc. and shall not be traced, otherwise copied or used for purposes other than agreed upon, nor communicated to any third party without written permission of Harmonic Drive Systems, Inc.

- REMARKS
- DESIGNING AND/OR HANDLING OF MOTORS HAS TO COMPLY WITH TECHNICAL INFORMATION SHOWN IN HMA SERIES MANUAL.
 - EXTENSION CABLES : I EWD-MB SERIES I I EWD-S SERIES I
 - MOTOR-SHAFT MATERIAL : SUS420J2
 THE MOTOR-SHAFT DOES NOT BE RUST PREVENTION.
 - REGISTERED TRADEMARK IN JAPAN.

訂正 REV	来歴 DESCRIPTION	設計 DESIGN T. ICHIKAWA Mar-29-18	タイトル TITLE CONFIRMATION DRAWING
仕様 SPEC		検図 VRFD K. FURUTA Mar-30-18	製品名 ARTICLE
機械加工無記号公差 GENERAL TOLERANCE	備考 REMARKS : 特記無き角はC0.2以下、すみの丸みはR0.4以下	承認 APPD T. Hirabayashi Apr-02-18	HMAC08B200-10S17bA-C
0 0.5 6 30 120 315 1000	無記号表面アラス 50S 25S 6.3S	尺度 SCALE 1:1.25	図番 DWG No BOC0446 -
0.5 6 30 120 315 1000 2000	SURFACES MARKED EXCEPT AS NOTED	DWG SIZE A3 UNIT mm THIRD ANG	
±0.05 ±0.1 ±0.2 ±0.3 ±0.5 ±0.8 ±1.2			